

Specifications



ONYX® RIPCenter™	Standard		Midsize Edition	
	Incl.	Opt.	Incl.	Opt.
FEATURES				
Print directly from any Mac or PC creative application	♦		♦	
Mid-size printer drivers (up to 24")	♦		♦	
Large format printer drivers	♦			N/A
Desktop printer driver	♦		♦	
Hot Folders	♦		♦	
Autoscale and Autorotate images	♦		♦	
Print queue for print jobs	♦		♦	
Automatic Media Save print nesting	♦		♦	
Image interpolation	♦		♦	
Job log and media usage reporting	♦		♦	
Active printers				
Simultaneous RIPs				
Ink usage tracking and reporting	♦		♦	
Automatic / custom tiling with overlap	♦		♦	
Thumbnail job preview	♦		♦	
Spot color matching — custom spot colors	♦		♦	
Raster RIP	♦		♦	
PostScript / PDF RIP	♦		♦	
PostScript font manager	♦		♦	
Print multi-page PostScript and PDF files	♦		♦	
Color proof PostScript separation files	♦		♦	
Direct TWAIN32 scanner / camera support	♦		♦	
Supports auto media load on multi-roll printers	♦		♦	
Preflight – full preview, interactive size and crop, full pan and zoom*		N/A		N/A
Tile Weld-overlap*		N/A		N/A
Interactive tiling with overlap*		N/A		N/A
Preflight color correction tools*		N/A		N/A
COLOR MANAGEMENT				
Default media calibration tables	♦		♦	
PANTONE® Spot Color Matching	♦		♦	


ONYX®
RIPCenter™
 Basic Print Queue, Consistent Performance

*These features are included with ONYX PosterShop® and ProductionHouse™

VERSION **7**

ONYX® RIPCenter™

Features and Benefits

For Every User

- ◆ Accurate and consistent color output
- ◆ Automatically installs the program, queue, and printer in one easy step
- ◆ Print directly to the queue from your creative application as you would to any desktop printer—even across networks and platforms
- ◆ Easily track ink usage and get cost estimates *before* printing
- ◆ Visually preview files to avoid costly reprinting
- ◆ Automatically scale and tile images
- ◆ RIP and simultaneously print bitmapped files for faster throughput
- ◆ Reduce ink consumption and media spoilage with MediaSave nesting and nesting preview

CAD / GIS

- ◆ Enlarge and print computer-rendered TIFF images to size
- ◆ Save time—printing starts while image is still processing
- ◆ Print directly from your Mac or PC CAD/GIS applications

Business / Office Graphics

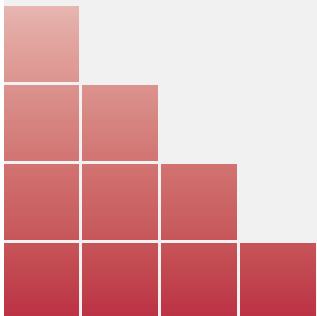
- ◆ Skip the service bureau and print your own display office graphics
- ◆ Make large prints of Microsoft® PowerPoint® presentation slides
- ◆ Enjoy faster process and print times compared to hardware RIPs
- ◆ Get the right corporate colors when proofing advertising pieces

Photography / Fine Art

- ◆ Print photographs and portrait packages directly from Adobe® PhotoShop®
- ◆ Get better color than standard Windows® drivers
- ◆ Dramatically reduce media costs by automatically nesting pictures
- ◆ Use image interpolation for high-quality enlargements

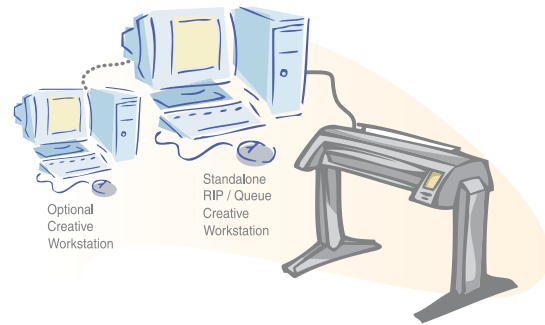
PANTONE® Color Matching

ONYX® RIPCenter™ includes a fully licensed PANTONE® Color Library which makes spot color matching easy because more accurate PANTONE spot color matching happens automatically during processing. The ONYX RIP recognizes PANTONE-named colors in PostScript® or PDF files and matches the colors as closely as possible.



Professional Quality Color, Every Time

Default color calibration and ICC® profiles—optimized for a variety of ink and media combinations—provide consistent, accurate color “out of the box” for those just starting in large-format printing.



Easy to Install, Easy to Use

With ONYX RIPCenter, getting up to speed and producing professional color is as simple as install, open file, and print. Yet despite its simplicity, RIPCenter contains a production toolset that outperforms bundled RIPs and Windows printer drivers.


Network Accessible Across Platforms

The RIPCenter queue appears as a normal network printer, so you can print directly from any application and from any Mac or PC on the network, you can also drag and drop jobs into a Hot Folder. When the system detects an available printer matching the correct job properties, printing begins automatically.


ONYX Saves on Media Costs

A thumbnail preview gives you the ability to inspect your jobs before you print reducing the need for reprinting. When you select Conserve Media Placement, jobs are quickly arranged and positioned for maximum media usage. A nesting preview provides visual assurance that you're getting the most out of your media.

Windows® Drivers and Other RIPs



ONYX® RIP-Queue™



Media Savings
Automatic MediaSave feature is standard with all ONYX workflow products, it dramatically reduces media waste!

Automatic Updates Just a Click Away

The included ONYX AutoUpdate feature keeps your RIPCenter application current with the latest product features and printer drivers by periodically verifying your RIP installation and then automatically downloading only the software updates you need.

Why an ONYX® Software RIP?

You're Using a RIP Whether You Know It or Not

A RIP is a raster image processor. If you're not using a software RIP, you're probably using a hardware RIP. But what's the difference? *Hardware RIPs* are built in to a printer's on-board system where all processing is performed at the printer (like an office laser printer). *Software RIPs* are installed on a computer workstation that connects to the printer via a dedicated cable or a network.

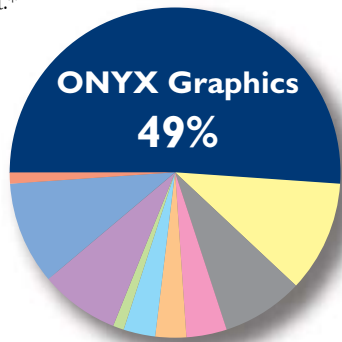
When you look at the pros and cons of a hardware RIP and a software RIP, it is obvious that there are many more pros with a software RIP. In fact, there aren't ANY cons.

Type of RIP	Pros	Cons
Hardware RIP	Easy to operate	Limited on features
	Easy job setup	Limited on speed and throughput
	No additional computer equipment needed	A new RIP must be purchased for every new printer
	Acceptable "out of the box" color	No support for custom color calibrations
	Can be less expensive when driving one printer	Processing speed can't be upgraded
Software RIP	Customize your workflow to meet your needs	⊙
	Make easy upgrades	⊙
	Get a single workflow solution	⊙
	Automate printing processes	⊙
	Keep printers running at top speed	⊙
	Print more than one job at a time	⊙
	Nest and save media	⊙
	Pre-RIP and archive jobs for "print on demand" efficiency	⊙
	Achieve superior "out of the box" color	⊙
	Buy one RIP to drive all of your printers	⊙

What Software RIP Should You Choose?

The answer to that question is easy! Buy the original software RIP solution and the clear-cut leader: ONYX Graphics. Since its creation in 1989, ONYX Graphics has been a consistent leader in the digital color printing marketplace. ONYX Graphics continues to hold 49% of the software RIP market share in the Digital Printers Market segment.*

With ONYX Workflow products like RIPCenter, you benefit from a single workflow solution that keeps your printers running at top speed while automating the production process.



*Source: Web Consulting 2006

Don't Deal with a Confusing Maze of Upgrade Paths!


The ONYX Workflow upgrade path is a simple and easy process, so there's no need to place your older version of ONYX on a dusty shelf with other obsolete software. With ONYX RIPCenter, you enjoy an upgrade path that doesn't change your workflow, doesn't require new training for your operators for any current feature, and is fully compatible with the version you are currently running.

Automated Processes for Your Common Tasks

Save your all-too-precious time and avoid frustration by automating many of your processing tasks.

Tasks such as cropping, tiling and sizing, selecting media type, ink configuration, resolution, and color management filters, as well as tiling oversized images, are all automated

processes in each ONYX Workflow software solution. Furthermore, you can define and save these selected processes and apply them to the image before printing. By using ONYX's intuitive Quick Sets, you'll reduce employee errors and save valuable time which in turn means you'll create a more cost-effective workflow in your shop.



Accurate and Consistent Color Control

Ensure that your printer will provide the color your clients want to see. ONYX Graphics is an active member of the International Color Consortium (ICC) and creates only ICC-compliant profiles that provide accurate and consistent color from any application, platform, or file format.

Training and Customer Support

Get the most out of your software from the ONYX Training Staff and our reseller channel. Resellers worldwide are ONYX trained and receive the latest information and education from our expert training staff. Choose from multiple training options, including in-house, on-site, and online programs. To learn more about the power of ONYX software, please contact your local ONYX representative or visit www.onyxgfx.com/support_training.html.

Receive technical support from ONYX certified technicians who understand current industry trends and troubleshooting solutions. *Technical support is free when operating the latest version of ONYX. For Technical Support outside of North America contact your local ONYX dealer or distributor. Or browse the ONYX Knowledge Base at www.onyxgfx.com/kb.pl for technical assistance.

*North America Only

GIS Print Workflow



Support for Popular GIS File Formats

ONYX RIPCenter has built-in support for popular GIS formats such as Mr. Sid and EWMapper. Both of these formats provide great compression ratios which means you can handle all of these files directly in the

ONYX RIP without having to convert them to another format. RIPCenter also supports other popular file formats like TIFF and JPEG.

Auto-Print Hot Folders

Streamline your workflow by printing directly from your Mac or PC GIS applications. Or drag and drop print jobs into the appropriate Hot Folder. When the ONYX RIP detects an available printer matching the job properties printing begins automatically.



Enlarge Computer Rendered TIFF Images

Imagine being able to enlarge an image to your size specifications without losing resolution. The ONYX RIP contains image interpolation capabilities that enable you to print small resolution files much larger and with the same high quality.

Discounts Available for Government and Schools

ONYX Graphics recognizes the benefit of exposing students to professional, industry-standard tools during the learning process. Qualifying educational institutions can purchase RIPCenter at little or no cost for educational purposes. In addition, qualifying government institutions can buy RIPCenter at substantial discounts.

Ask your local ONYX reseller for more details on these programs.

ONYX® CADPrint® Module

Turn Any Printer into an HPGL Printer

ONYX CADPrint® takes the world's most popular large-format print software and adds the ability to output HPGL/HPGL2, and HPRTL drawings on any printer supported by an ONYX workflow product. Architects, designers, engineers, cartographers—in fact, anyone that has current and legacy technical drawings designed for pen plotters—can now output to their newer inkjet printer. Many inkjet printers either cannot accept HPGL or have reduced capabilities. With the ONYX CADPrint module, powered by Océ®, you get the best of both worlds.

Who Benefits with CADPrint?

CADPrint is ideal in locations where there is a need to output technical drawings as well as sophisticated graphic renderings. Architects, engineers, cartographers, landscape designers can now take current and legacy drawings originally designed for output to traditional pen plotters and use newer, more versatile inkjet printers to produce jobs.



A Productive Workflow with an Efficient Interface

Automate the conversion and printing process by dropping files into a pre-defined Hot Folder or open drawings individually. CADPrint automatically searches for ONYX print queues on installation and updates the information to mirror changes made to the RIP-Queue. As a result, the process is seamless to the user.

Complete Control over HPGL Pen Settings

CADPrint gives you the ability to edit pen settings and create custom pen color tables. Depending on the file type, various 16-pen palettes can be defined to include pen width and color modifications. This lets you set up templates that will conform to predefined project or client specifications.

CADPrint will automatically choose up to 256 colors. If the print contains graphics or pictures in HPRTL file format, the software changes to full-color mode automatically for accurate rendering.

CADPrint Features and Benefits:

- ◆ Output from HPGL/HPGL2, and HPRTL data files with ONYX RIPCenter
- ◆ Drop files in a Hot Folder for a completely automated process
- ◆ Manually open files when needed
- ◆ Edit line thickness and color for each HPGL pen
- ◆ Customize HPGL/HPGL2 settings to meet your file needs
- ◆ Quickly process and print or process with preview for editing in ONYX Preflight application before printing*

**ONYX Preflight available in PosterShop and ProductionHouse.*



Optimal System Requirements

Supported OS

- Windows XP Pro with the latest service pack
- Windows 2000 Pro / Server with the latest service pack

CPU

- Intel Pentium IV / Xeon 3+ GHz
- Athlon 64 / Opteron 2+ GHz
- Dual CPU (for Multiple RIPs)

Storage

- Two 80 GB Hard Drives
- 1 GB RAM per CPU

Video

- 1280 x 1024 16-bit Color

Hardware

- USB Port (for security key)
- DVD-ROM Drive

Supported Printer Models

Small Format

Canon, Encad, Epson, HP inkjet & color laser, Okidata color laser

Large Format

Agfa, Canon Encad, Epson, Graphtec, HP, Ilford, Mimaki, Mutoh, Roland, Seiko

Not all printers are included. See dealer for details. Visit the ONYX Graphics website for details on printer models and new driver availability at www.onyxgfx.com.

Supported File Types

Raster File Types Supported

TIFF, TIFF/IT, 8 Bit & 16 Bit TIFF, 4 GB TIFF, JPEG 2000, Native PhotoShop (PSD), Kodak PhotoCD, ER Mapper, MrSid, JPEG, Targa, Scitex CT, DIB, GIF, PCX, BMP

TIFF Formats Supported

RGB, CMYK, Lab, CMYKOG, CMYKOB, CMYKGB, CMYKOGB, CMYKRGB, CMYK+Spot channels

PostScript & PDF File Support

PS & EPS Level 2 & 3, DCS 4 and 6-color Separations, PDF, PDF-X

Font Types Supported in PostScript

PostScript 1 & 4, True Type, Multiple Master Type 1, CID, Kanji, Morisawa

Languages Included

English, Spanish, French, German, Italian, Czech, Chinese (Simplified and Traditional), Japanese, Korean, Dutch, Polish, Portuguese, Hungarian, Russian, Turkish, Greek

ONYX Graphics recommends genuine HP Media and Ink Supplies.

About ONYX

ONYX Graphics, Inc. develops and markets commercial printing software and solutions for the digital color printing marketplace. Its award-winning and market-leading products include ONYX ProductionHouse™, ONYX PosterShop®, and ONYX RIPCenter™ software packages. ONYX Graphics is the leading developer of large-format digital color printing software with the largest installed base worldwide. For more information, visit ONYX Graphics at www.onyxgfx.com.

YOUR AUTHORIZED ONYX DEALER



6915 South High Tech Dr. | Salt Lake City, UT 84047
Toll-free 800.828.0723 | 801.568.9900 | Fax 801.568.9990

www.onyxgfx.com

© 2007 ONYX Graphics, Inc. All rights reserved. ONYX, PosterShop, and the ONYX glyph are registered trademarks of ONYX Graphics, Inc. RIPCenter and ProductionHouse are trademarks of ONYX Graphics, Inc. PANTONE® and other Pantone, Inc. trademarks are the property of Pantone, Inc. All other trademarks are the property of their respective owners. Features of products are subject to change.